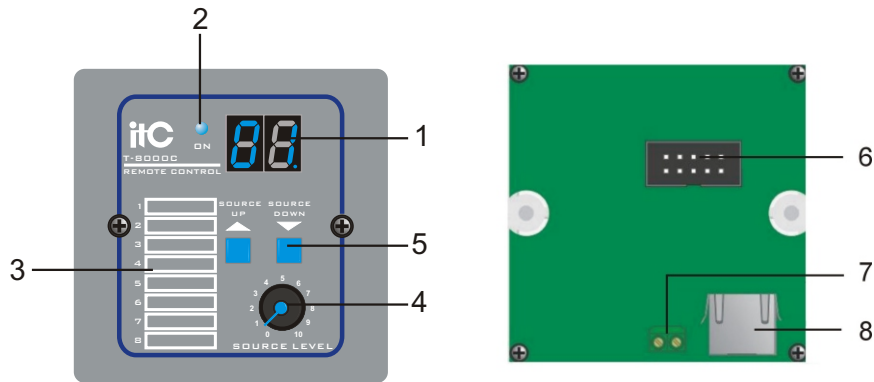


# T-8000C USER MANUAL

## 1.0 DESCRIPTIONS

T-8000C is a remote control panel work together with T-8000, which will be used as a remote source selector, volume control and local input panel. The ABS remote control panel is designed with LED to provide direct display of the selected sources, the up and down button will be used increase or decrease the source input channel. 8 blank labels will be could be of customer printed guidance over zone and source. A ten levels volume control is provided over the sources. The communication between the panel and the matrix is through universal industrial standard CAT5 cable, which also is used to supply power from the matrix to this panel within 50 meters. There are total 8 units of remote control panels could be work together with the matrix. It will be very useful to be placed at a remote place which could be used to select sources from the matrix

## 2.0 FRONT PANEL & REAR PANEL

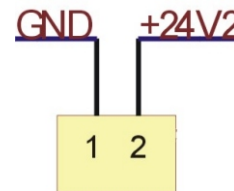


- 1.SOURCE CHANNEL LED TED The white LED in background will display the source channel 1 to 8 as 01 to 08 and local input as L
- 2.MIC LEVEL Ten levels volume control over local microphone input, clockwise adjustment to increase the volume from low to high level.
- 3.LABEL The label could be end user-printed as guidance over sources
- 4.SOURCE LEVEL Ten levels volume control over selected source output, clockwise adjustment to increase the volume from low to high level
- 5.MIC INPUT Local microphone input by XLR type connector
- 6.JTAG CONNECTOR It is used to burn program
- 7.SPARE 24V DC INPUT, Extra DC 24V will be needed to power supply the remote control panel when the communication distance is longer than 50 meters. Bb
- 8.RJ45 COMMUNICATION PORT The RJ45 port is used to communicate between the remote control panel and the matrix, it also will be used to power supply the panel within 50 meters


## 3.0 CONNECTION & WIRING

3.1 The RJ45 port is used to communicate between the remote control panel and the matrix, It can be connected with network power supply in 50 meters distance; If the connecting distance is over 50 meters, they should be connected with external DC 24V or there will be noise.The communication cable shall be universal industrial CAT5 cable

### 3.2 Spare DC24V input



### 3.3 RJ45 communication port



## 4.0 OPERATION

- 4.1 Power supply. The remote control panel will be power on whether there is DC24V from the matrix or extra equipments. The power indicator will be light on blue, which also will be as status indicator to display the communication is well or not.
- 4.2 Source Selection. Total 9 sources include line 1-8 and local input could be selected on the panel through up and down buttons. The selected source will be displayed on the LED.
- 4.3 Volume Control. A ten levels volume control is provided for the local line input.

## 5.0 SPECIFICATIONS

Communication Speed	57600bpsd
Communication Distance	≤1km
Power Supply	DC 24V
Weight	73g
Dimension(W x D x H)	86x86x33(mm)